



Project Name:
Type:

Environmental Lighting for Architecture, Inc.

# Wedge - WDG HID Ordering Matrix

## Wedge



The Wedge fixture is ideal for most outdoor site and area lighting applications. The Wedge has been designed to provide maximize lumen output while being able to withstand most outdoor conditions. The Wedge has a very low EPA at 0.9; and therefore, is able to provide a low wind rating. Designed for maximum durability, the Wedge also produces maximum light output with full cut-off optics and is available in up to 200 watts in HID. The Wedge can also be specified to mount 1, 2, 3 or 4 fixtures per pole; in a variety of patterns.



Fixture is "Buy America Act" Compliant Proudly made in the U.S.A.



Project Name:
Type:

# Wedge - WDG HID Ordering Matrix

Environmental Lighting for Architecture, Inc.

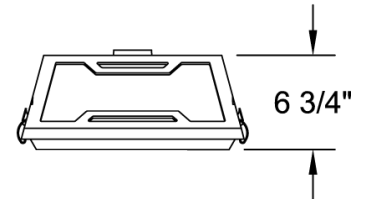
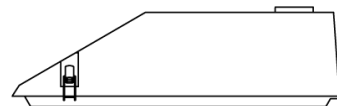
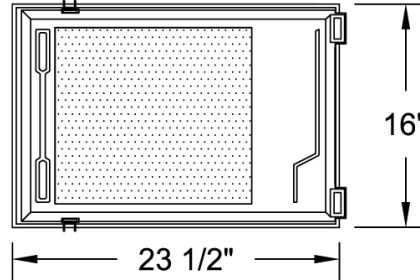
1	2	3	4	5	6	7	8	9
<b>WDG</b>								

**1. Fixture:**      Matrix #:      Description:  
**WDG**                      Wedge Fixture

**2. Size:**              Matrix #:              Weight:              EPA:  
**23**                      30 lbs.                      0.9

**3. Mounting:**      Matrix #:              Description:  
**CR\***                      Cross Arm  
**BR\***                      Wall Bracket

\* The Wedge offers a flat back panel mounting area that requires a specialized mounting adaptor (provided) based upon mounting conditions. Specify which Cross arm, Pole, or Wall Bracket is to be used. See ELA website for choices. For all other options please contact the factory.



**WDG23**  
Horizontal Max: 200W

**4. Distribution:**      Matrix #:              Description:  
Horizontal Only      **H2**                      Type 2 - Horizontal  
                                 **H3**                      Type 3 - Horizontal  
                                 **H4**                      Type 4 - Horizontal  
                                 **H5**                      Type 5 - Horizontal

<b>5. Lamping:</b> <u>Description:</u> Pulse Start Metal Halide (Watts/Type)  <u>Matrix #:</u> <b>39PSMH</b> <b>50PSMH</b> <b>70PSMH</b> <b>100PSMH</b> <b>150PSMH</b> <b>200PSMH</b>  <small>1. Electronic ballast available for 50, 70, 100, and 150 watt MH lamps.  2. Other wattages and ballasts available. Consult factory.</small>	<u>Description:</u> Metal Halide (Watts/Type)  <u>Matrix #:</u> <b>50MH</b> <b>70MH</b> <b>100MH</b>	<u>Description:</u> High Pressure Sodium (Watts/Type)  <u>Matrix #:</u> <b>35HPS</b> <b>50HPS</b> <b>70HPS</b> <b>100HPS</b> <b>150HPS</b>	<u>Description:</u>  <u>Matrix #:</u> <b>INC*</b>  <small>*Note: Incandescent socket supplied will be E26 Medium-Base (suitable for lamping by others), unless otherwise specified.</small>

<b>6. Voltage:</b> <u>Matrix #:</u> <u>Description:</u> <b>120</b> 120VAC <b>208</b> 208VAC <b>240</b> 240VAC <b>277</b> 277VAC <b>347</b> 347VAC <b>480</b> 480VAC
--

<b>7. Lens:</b> <u>Matrix #:</u> <u>Description:</u> <b>CG</b> Clear Tempered Glass <b>FG</b> Frosted Tempered Glass
---

<b>8. Finish:</b> (Standard Powder Coat)  <u>Matrix #:</u> <u>Description:</u> <b>AG</b> Augustine Green <b>CC</b> Charcoal <b>DB</b> Dark Bronze <b>GY</b> Architectural Grey <b>MG</b> Malaga Green <b>MN</b> Black - Midnight <b>PW</b> Pewter <b>SB</b> Statuary Bronze <b>VL</b> Village Green <b>WH</b> White  <small>Note: Custom colors available upon request.</small>
--

<b>9. Options:</b>  <u>Matrix #:</u> <u>Description:</u> <b>BBU</b> Battery Backup <b>PCB</b> Photocell Button <b>TB</b> Terminal Block <b>PCR3*</b> 3 Pin Photo Control Receptacle <b>PCR5*</b> 5 Pin Photo Control Receptacle <b>PCF7*</b> 7 Pin Photo Control Receptacle <b>HSS</b> House Side Shield  <small>1. BBU test button location shall have visibility for testing on site. Consult factory for placement location.  2. ELA Can integrate client specified wifi /remote control components upon request.  * See ELA for mounting options.</small>
--

**ELA Warranty Info:** Environmental Lighting for Architecture, Inc. (ELA) offers a Five (5) Year Warranty on all products exclusively manufactured by ELA. Furthermore, ELA offers a Five (5) Year Warranty on all LED and LED components; and guarantees that no fewer than 90% of the diodes in each fixture will still be operating during this time. Please contact ELA for the details of each warranty.