

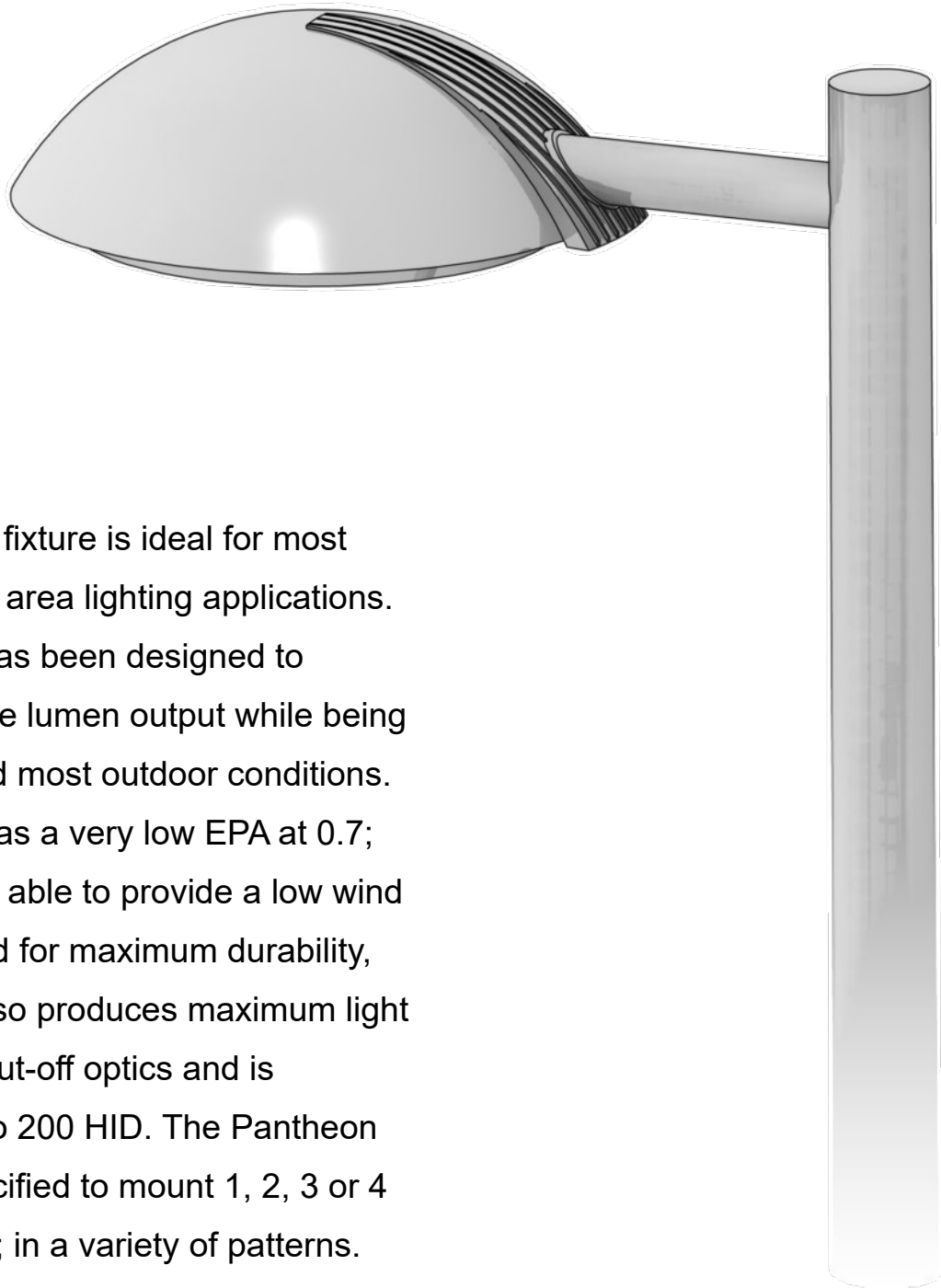


Project Name:
Type:

Environmental Lighting for Architecture, Inc.

Pantheon - PAN HID Ordering Matrix

Pantheon



The Pantheon fixture is ideal for most outdoor site and area lighting applications. The Pantheon has been designed to provide maximize lumen output while being able to withstand most outdoor conditions. The Pantheon has a very low EPA at 0.7; and therefore, is able to provide a low wind rating. Designed for maximum durability, the Pantheon also produces maximum light output with full cut-off optics and is available in up to 200 HID. The Pantheon can also be specified to mount 1, 2, 3 or 4 fixtures per pole; in a variety of patterns.



Fixture is "Buy America Act" Compliant Proudly Made in the U.S.A.



Project Name:
Type:

Pantheon - PAN HID Ordering Matrix

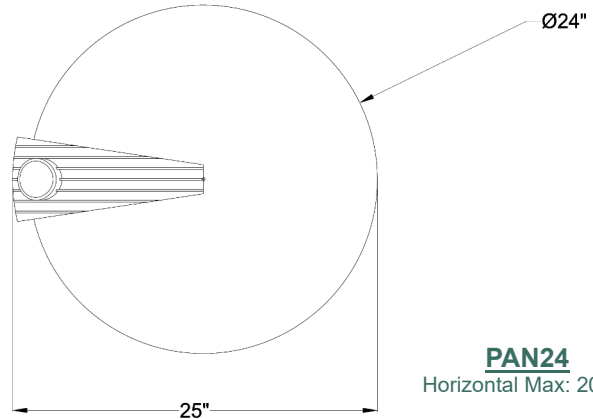
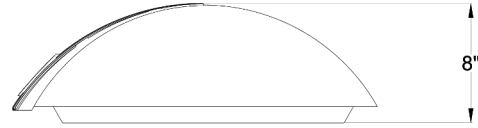
Environmental Lighting for Architecture, Inc.

1	2	3	4	5	6	7	8	9
PAN								

1. Fixture: Matrix #: Description:
 PAN Pantheon

2. Size: Matrix #: Weight: EPA:
 24 45 lbs. 0.7

3. Mounting: Matrix #: Description:
 CR* Cross Arm
 BR* Wall Bracket



PAN24
Horizontal Max: 200W

Note: The Pantheon offers a mounting sleeve to receive a 2"IP (2-3/8" Dia.) standard roadway arm. Other mounting combinations with ELA products or products "By Others" may require a specialized mounting adapter. Please contact ELA factory for options.

4. Distribution: Matrix #: Description:
 Horizontal Only **H2** Type 2 - Horizontal
 H3 Type 3 - Horizontal
 H4 Type 4 - Horizontal
 H5 Type 5 - Horizontal

5. Lamping: Description: Pulse Start Metal Halide (Watts/Type)
 Matrix #: **39PSMH**
 50PSMH
 70PSMH
 100PSMH
 150PSMH
 200PSMH

1. Electronic ballast available for 50, 70, 100, and 150 watt MH lamps.
 2. Other wattages and ballasts available. Consult factory.

Description: Metal Halide (Watts/Type)
Matrix #: **50MH**
 70MH
 100MH

Description: High Pressure Sodium (Watts/Type)
Matrix #: **35HPS**
 50HPS
 70HPS
 100HPS
 150HPS

Description:
Matrix #: **INC***
 *Note: Incandescent socket supplied will be E26 Medium-Base (suitable for lamping by others), unless otherwise specified.

6. Voltage: Matrix #: Description:
 120 120VAC
 208 208VAC
 240 240VAC
 277 277VAC
 347 347VAC
 480 480VAC

7. Lens: Matrix #: Description:
 CG Clear Tempered Glass
 FG Frosted Tempered Glass

Note: Full cut off compliant

8. Finish: (Standard Powder Coat)
Matrix #: Description:
AG Augustine Green
CC Charcoal
DB Dark Bronze
GY Architectural Grey
MG Malaga Green
MN Black - Midnight
PW Pewter
SB Statuary Bronze
VL Village Green
WH White

Note: Custom colors available upon request.

9. Options: Matrix #: Description:
BBU Battery Backup
PCB Photocell Button
TB Terminal Block
PCR3* 3 Pin Photo Control Receptacle
PCR5* 5 Pin Photo Control Receptacle
PCF7* 7 Pin Photo Control Receptacle
HSS House Side Shield

* See ELA for mounting options.

ELA Warranty Info: Environmental Lighting for Architecture, Inc. (ELA) offers a Five (5) Year Warranty on all products exclusively manufactured by ELA. Furthermore, ELA offers a Five (5) Year Warranty on all LED and LED components; and guarantees that no fewer than 90% of the diodes in each fixture will still be operating during this time. Please contact ELA for the details of each warranty.