



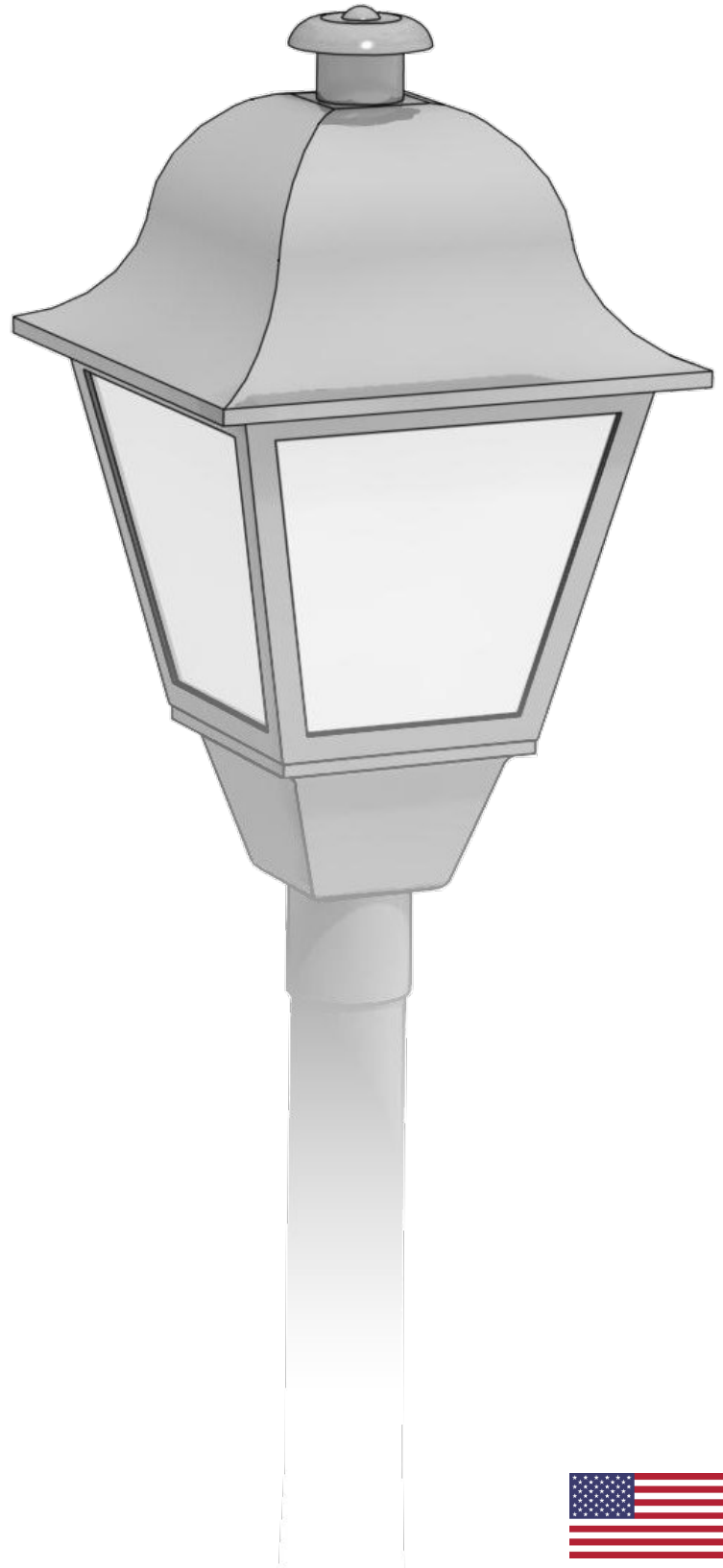
Project Name:
Type:

Environmental Lighting for Architecture, Inc.

## Delaware - DLW HID Ordering Matrix

# Delaware

The Delaware is a traditional 4-sided lantern; which is available in two sizes, with each size available with several base styles. The Delaware offers a smooth curved, tapered hood with a decorative chimney; while generating up 250W in HID. The Delaware, which can be provided with several styles of side lenses or no side lenses for full cut-off optics, is often specified for court houses, museums, historical sites, piers and harbors, parking lots, site and walkway lighting, and much more.



Fixture is "Buy America Act" Compliant Proudly Made in the U.S.A.



Project Name: \_\_\_\_\_  
 Type: \_\_\_\_\_

# Delaware - DLW HID Ordering Matrix

Environmental Lighting for Architecture, Inc.

1 **DLW** / 2 / 3 / 4 / 5 / 6 / 7 / 8 / 9

**1. Fixture:** Matrix #: **DLW** Description: Delaware Fixture

**2. Size:** Matrix #: **12** Weight: 22 lbs. EPA: 0.9  
**18** Weight: 32 lbs. EPA: 1.9

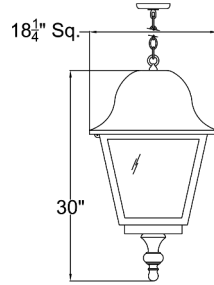
**3. Mounting:** Matrix #: **PD** Description: Pendant  
**ST\*** Description: Step Housing  
**BH\*** Description: Ballast Housing  
**CF\*** Description: Convex Fork

\*Specify which pole is to be used. See ELA website for choices.

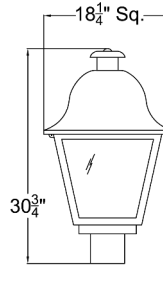
**4. Distribution:** Matrix #: **H2** Description: Type 2 - Horizontal  
**H3♦** Description: Type 3 - Horizontal  
**H4** Description: Type 4 - Horizontal  
**H5♦** Description: Type 5 - Horizontal  
 Horizontal  
 Vertical **V3\*** Description: Type 3 - Vertical  
**V5** Description: Type 5 - Vertical

- 1. Vertical optics fit a mogul base socket.
- 2. Horizontal only uses a medium base socket, unless otherwise specified.

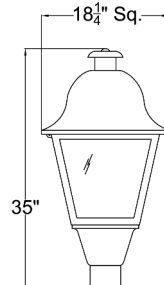
\* Glass refractor required.  
 ♦ Fits DLW/18 horizontal only.



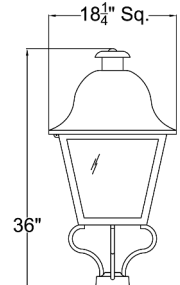
**DLW/18PD**  
Horizontal: 250W  
Vertical: 250W



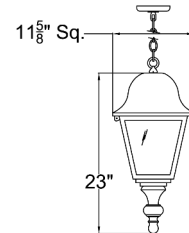
**DLW/18ST**  
Horizontal: 250W  
Vertical: 250W



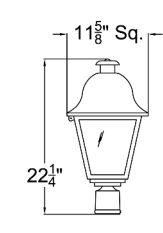
**DLW/18BH**  
Horizontal: 250W  
Vertical: 250W



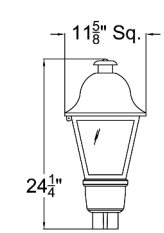
**DLW/18CF**  
Horizontal: 250W  
Vertical: 250W



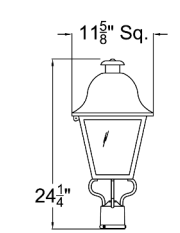
**DLW/12PD**  
Horizontal: 50W  
Vertical: 70W



**DLW/12ST**  
Horizontal: 50W  
Vertical: 70W



**DLW/12BH**  
Horizontal: 50W  
Vertical: 70W



**DLW/12CF**  
Horizontal: 50W  
Vertical: 70W

**5. Lamping:** Description: Pulse Start Metal Halide (Watts/Type)  
 Matrix #: **50PSMH**  
**70PSMH**  
**100PSMH■**  
**150PSMH■**  
**175PSMH■♦**  
**200PSMH■♦**  
**250PSMH■♦**

1. Electronic ballast available for 50, 70, 100, and 150 watt MH lamps.

2. Other wattages and ballasts available. Consult factory.

■ Only fits DLW/18.  
 ♦ DLW/18 fits vertical only.

Description: Metal Halide (Watts/Type)  
 Matrix #: **50MH**  
**70MH**  
**T6 70MH**  
**100MH■**  
**T6 150MH■**

Description: High Pressure Sodium (Watts/Type)  
 Matrix #: **50HPS**  
**70HPS**  
**100HPS■**  
**150HPS■**  
**200HPS■**  
**250HPS■**

Description: Incandescent  
 Matrix #: **INC\***

\*Note: Incandescent socket supplied will be E26 Medium-Base (suitable for lamping by others), unless otherwise specified.

**6. Voltage:** Matrix #: **120** Description: 120VAC  
**208** Description: 208VAC  
**240** Description: 240VAC  
**277** Description: 277VAC  
**347** Description: 347VAC  
**480** Description: 480VAC

**8. Finish:** Matrix #: **AG** Description: Augustine Green  
**CC** Description: Charcoal  
**DB** Description: Dark Bronze  
**GY** Description: Architectural Grey  
**MG** Description: Malaga Green  
**MN** Description: Black - Midnight  
**PW** Description: Pewter  
**SB** Description: Statuary Bronze  
**VL** Description: Village Green  
**WH** Description: White

Note: Custom colors available upon request.

**ELA Warranty info:** Environmental Lighting for Architecture, Inc. (ELA) offers a Five (5) Year Warranty on all products exclusively manufactured by ELA. Furthermore, ELA offers a Five (5) Year Warranty on all LED and LED components; and guarantees that no fewer than 90% of the diodes in each fixture will still be operating during this time. Please contact ELA for the details of each warranty.

**7. Lens:** Matrix #: **CG** Description: Clear Glass  
**CA\*** Description: Clear Acrylic  
**CP\*** Description: Clear Polycarbonate  
**FG** Description: Frosted Glass  
**FA\*** Description: Frosted Acrylic  
**FP\*** Description: Frosted Polycarbonate  
**SG** Description: Seedy Glass  
**SA\*** Description: Seedy Acrylic  
**HCG** Description: Horizontal Clear Glass  
**HFG** Description: Horizontal Frosted Glass

\* 50w max wattage fits DLW/12 only.

**9. Options:** Matrix #: **BBU** Description: Battery Backup  
**PCB** Description: Photocell Button  
**TB** Description: Terminal Block  
**PCR3\*** Description: 3 Pin Photo Control Receptacle  
**PCR5\*** Description: 5 Pin Photo Control Receptacle  
**PCF7\*** Description: 7 Pin Photo Control Receptacle  
**HSS** Description: House Side Shield

1. BBU test button location shall have visibility for testing on site. Consult factory for placement location.  
 2. ELA Can integrate client specified Wifi/remote control components upon request.  
 \* See ELA for mounting options.