



Project Name:
Type:

Concept - CON

Ordering Matrix

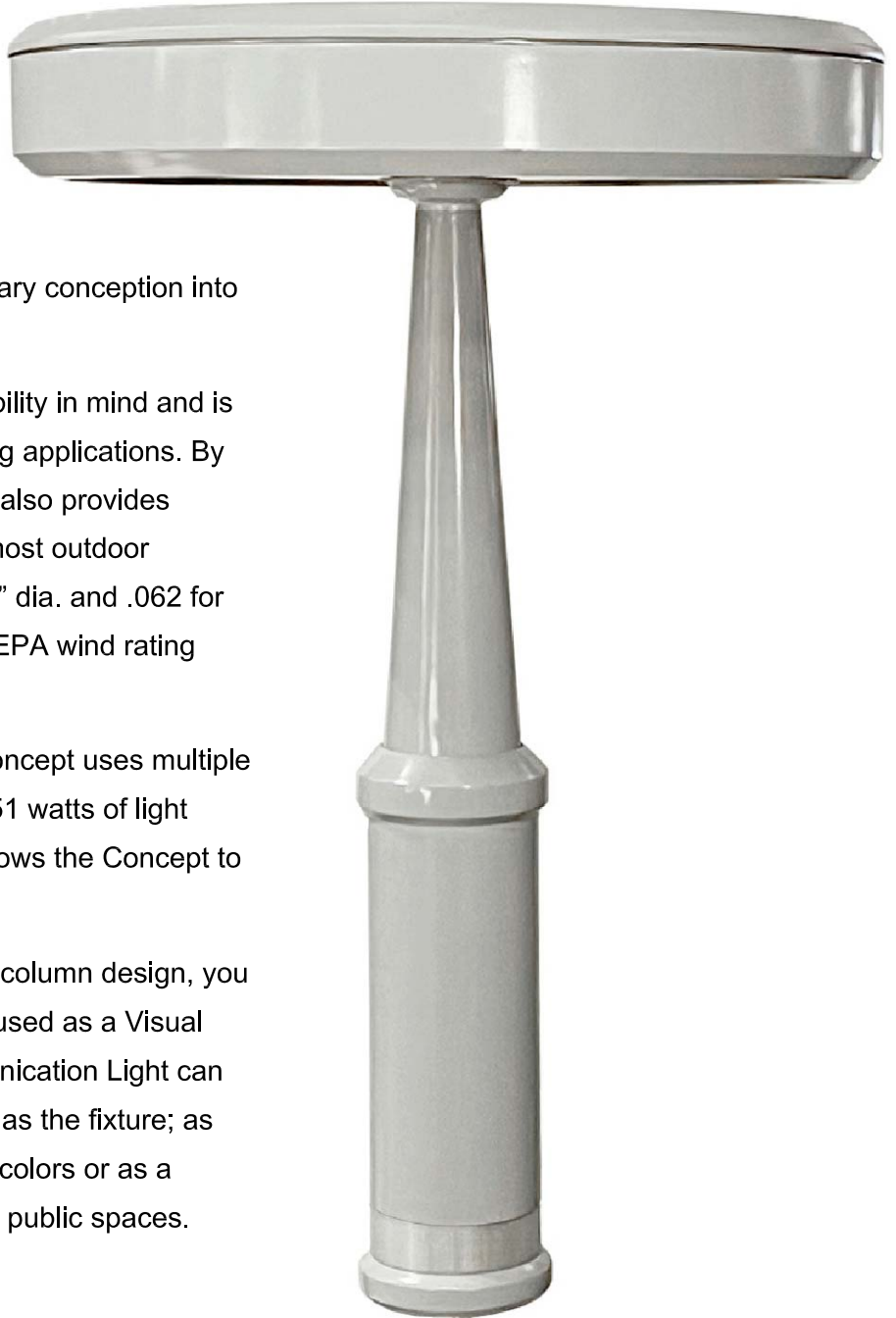
Concept

The Concept, a sleek new fixture that first started off as an exercise to demonstrate the technical skills and imagination of the designers and engineering staff here at ELA. As a team we strived to make this contemporary conception into a one of a kind fixture.

The Concept is designed with durability in mind and is ideal for most outdoor site and area lighting applications. By utilizing a unique center stem design, that also provides maximize lumen output, it can withstand most outdoor conditions. With an EPA at 0.57 for the 20" dia. and .062 for the 24" dia., we are able to provide a low EPA wind rating while maintaining it's unique appearance.

Engineered for performance, the Concept uses multiple board LED technology to produce up to 151 watts of light output with full cut-off optics. This also allows the Concept to produce up to 17667 lumens of downlight.


Within the Concept's unique center column design, you can specify a secondary light that can be used as a Visual Communication Light. This Visual Communication Light can be made with the same color temperature as the fixture; as well as RGB colors to be used for holiday colors or as a designated Code Blue Emergency Area in public spaces.



Fixture is "Buy American Act" compliant
Proudly Made in the U.S.A



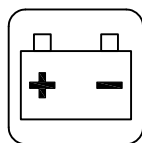
LED Board



House Side Shield



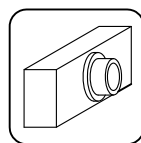
0-10V Dimming



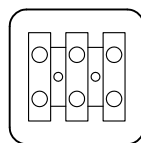
Battery Backup



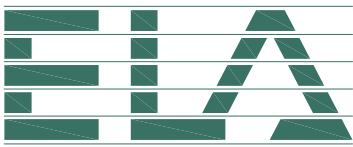
Twist Lock Photocell



Button Photocell



Terminal Block



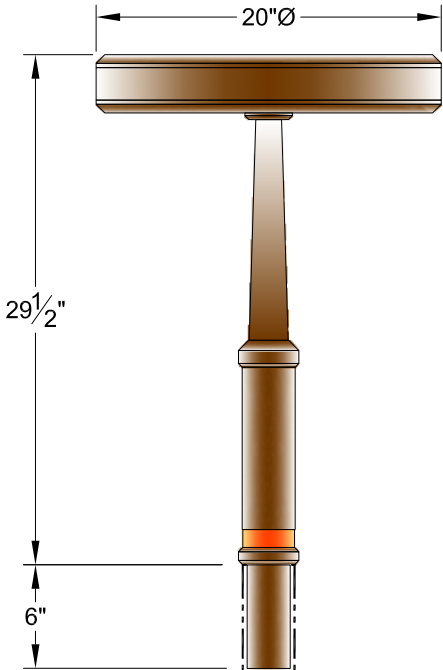
Project Name:
Type:

Concept - CON

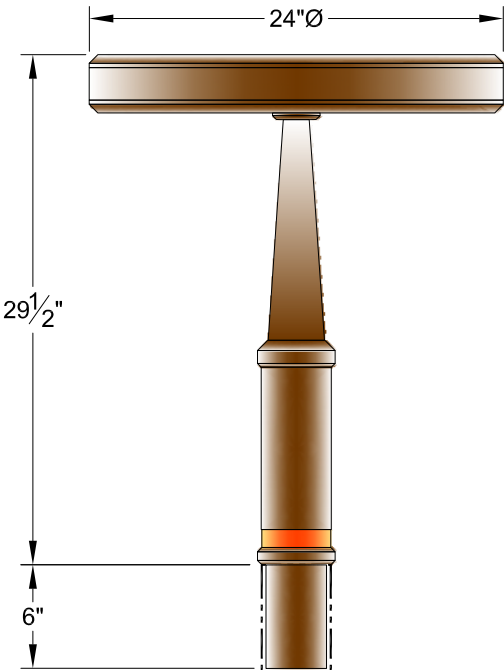
Ordering Matrix

Environmental Lighting for Architecture, Inc.

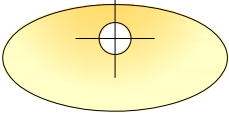
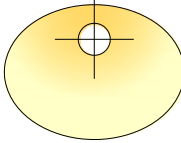
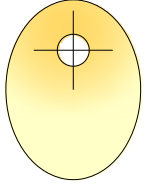
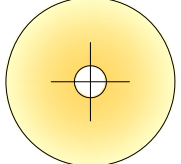








1	2	3	4	5	6	7	8	9	10	11		
CON	/		/		/		/		/		/	

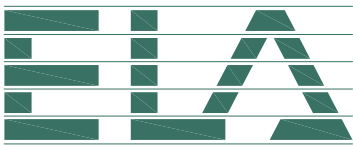


CON20
MAX: 119W



CON24
MAX: 151W

<p>1. Fixture</p> <table border="1"> <tr> <th>Matrix #:</th> <th>Description:</th> </tr> <tr> <td>CON</td> <td>Concept</td> </tr> </table>	Matrix #:	Description:	CON	Concept	<p>4. Distribution</p> <table border="1"> <thead> <tr> <th>Matrix #:</th> <th>Description:</th> </tr> </thead> <tbody> <tr> <td>H2</td> <td>Type 2 - Horizontal </td> </tr> <tr> <td>H3</td> <td>Type 3 - Horizontal </td> </tr> <tr> <td>H4</td> <td>Type 4 - Horizontal </td> </tr> <tr> <td>H5</td> <td>Type 5 - Horizontal </td> </tr> </tbody> </table> <p>Dark Sky compliant -FULL CUT-OFF</p>	Matrix #:	Description:	H2	Type 2 - Horizontal 	H3	Type 3 - Horizontal 	H4	Type 4 - Horizontal 	H5	Type 5 - Horizontal 
Matrix #:	Description:														
CON	Concept														
Matrix #:	Description:														
H2	Type 2 - Horizontal 														
H3	Type 3 - Horizontal 														
H4	Type 4 - Horizontal 														
H5	Type 5 - Horizontal 														
<p>2. Size</p> <table border="1"> <thead> <tr> <th>Matrix #:</th> <th>Description:</th> <th>Weight:</th> <th>EPA:</th> </tr> </thead> <tbody> <tr> <td>20</td> <td>20 inch</td> <td>40 lbs.</td> <td>0.57</td> </tr> <tr> <td>24</td> <td>24 inch</td> <td>48 lbs.</td> <td>0.62</td> </tr> </tbody> </table>	Matrix #:	Description:	Weight:	EPA:	20	20 inch	40 lbs.	0.57	24	24 inch	48 lbs.	0.62			
Matrix #:	Description:	Weight:	EPA:												
20	20 inch	40 lbs.	0.57												
24	24 inch	48 lbs.	0.62												
<p>3. Mounting</p> <table border="1"> <thead> <tr> <th>Matrix #:</th> <th>Description:</th> </tr> </thead> <tbody> <tr> <td>PT3</td> <td>Slip Fitter - 3" Pole (2-1/2" I.D. min.)</td> </tr> <tr> <td>PT4</td> <td>Slip Fitter - 4" Pole (3-1/2" I.D. min.)</td> </tr> <tr> <td>*CA</td> <td>Cross Arm</td> </tr> <tr> <td>*BR</td> <td>Wall Bracket</td> </tr> </tbody> </table> <p>*Specify Cross Arm or Wall Bracket to be used. For other options please contact factory.</p>	Matrix #:	Description:	PT3	Slip Fitter - 3" Pole (2-1/2" I.D. min.)	PT4	Slip Fitter - 4" Pole (3-1/2" I.D. min.)	*CA	Cross Arm	*BR	Wall Bracket					
Matrix #:	Description:														
PT3	Slip Fitter - 3" Pole (2-1/2" I.D. min.)														
PT4	Slip Fitter - 4" Pole (3-1/2" I.D. min.)														
*CA	Cross Arm														
*BR	Wall Bracket														



Project Name:
Type:

Concept - CON Ordering Matrix

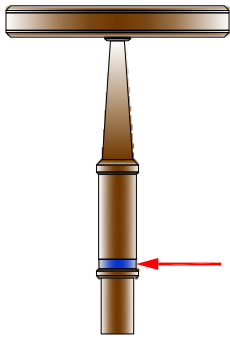
Environmental Lighting for Architecture, Inc.

5. LED SYSTEM:	Matrix #:	Description:	Lumens:	Wattage:	Efficacy:	LED Drive (mA)	Standard Dimming Type:
	49LED	LED BOARD	5733	49	117	1,150	0-10vDC, Triac, Forward Phase
	60LED	LED BOARD	7020	60	117	1,400	0-10vDC, Triac, Forward Phase
	71LED	LED BOARD	8307	71	117	1,670	0-10vDC, Triac, Forward Phase
	80LED	LED BOARD	9360	80	117	1,880	0-10vDC, Triac, Forward Phase
	91LED	LED BOARD	10647	91	117	2,150	0-10vDC, Triac, Forward Phase
	98LED	LED BOARD	11466	98	117	2,300	0-10vDC, Triac, Forward Phase
	106LED	LED BOARD	12402	106	117	2,500	0-10vDC, Triac, Forward Phase
	119LED	LED BOARD	13923	119	117	2,800	0-10vDC, Triac, Forward Phase
	*136LED	LED BOARD	15912	136	117	3,200	0-10vDC, Triac, Forward Phase
	*146LED	LED BOARD	17082	146	117	3,450	0-10vDC, Triac, Forward Phase
*Size 24 only	*151LED	LED BOARD	17667	151	117	3,570	0-10vDC, Triac, Forward Phase

6. Color Temperature (K) (Primary light)	Matrix #:	Description:
	AM	Amber Color Temperature
	27	2700K Color Temperature
	30	3000K Color Temperature
	40	4000K Color Temperature
	50	5000K Color Temperature

Note: Other color temperatures & RGB available upon request

7. Secondary Light Color Temperature (K)



Matrix #:	Description:
NA	NO LIGHT
□□	Match Primary Light Color Temperature
RD	RED
GN	GREEN
BL	BLUE
RGB	RGB

8. Voltage	Matrix #:	Description:
	120	120VAC
	208	208VAC
	240	240VAC
	277	277VAC
	*347	347VAC
*Contact Factory	*480	480VAC

9. Lens	Matrix #:	Description:
	CG	Clear Tempered Glass
	FG	Frosted Tempered Glass

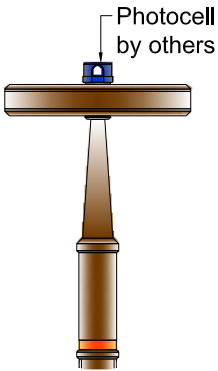
10. Finish

Matrix #:	Description:	Matrix #:	Description:
AG	Augustine Green	MN	Midnight (Black)
CC	Charcoal	PW	Pewter
DB	Dark Bronze	SB	Statuary Bronze
GY	Architectural Grey	VL	Village Green
MG	Malaga Green	WH	White


*Custom colors available. Contact Factory

11. Options

Matrix #:	Description:
BBU	Battery Backup (location to be remote)
*PCB	Photocell Button
**PCR3	3 Pin Photo Control Receptacle
**PCR5	5 Pin Photo Control Receptacle
**PCR7	7 Pin Photo Control Receptacle



HSS House Side Shield



*OC Occupancy Sensor

* Contact Factory for location & details.
** Receptacle only - Photocell BY OTHERS

ELA Warranty Info: ELA reserves the right to change specifications without notice. Please refer to the ELA Terms and

Conditions documentation for further detail: www.ela-lighting.com/pdf/Warranty.pdf