

Project Name:
Type:

Environmental Lighting for Architecture, Inc.

Harbor - HRB


LED Ordering Matrix

Harbor

The Harbor is a classic, traditional downlight; while being fully operational with today's high performance and low energy lighting standards. Available in four sizes, the Harbor produces maximum downlight with full cut-off optics and can be provided with up to 160 watts of LED, which produces 15,360 lumens. Suitable to be cross arm, pole, pendant or wall mounted; the Harbor is the perfect solution to replicate barn lights; or light streets, historical sites, government buildings, schools and universities, shopping malls, parking lots, site and walkway lighting, and much more.



Fixture is "Buy America Act" Compliant Proudly Made in the U.S.A.



Project Name: _____

Type: _____

Harbor - HRB

LED Ordering Matrix

Environmental Lighting for Architecture, Inc.

1 **HRB** / 2 / 3 / 4 / 5 / 6 / 7 / 8 / 9

1. Fixture:

Matrix #:
HRB

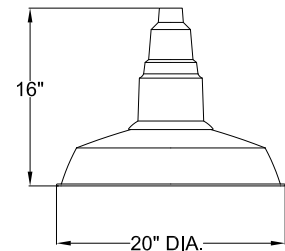
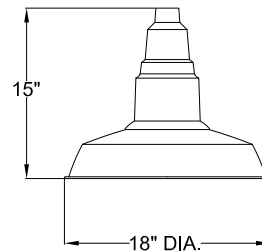
Description:
Harbor Fixture

HRB / 18
Horizontal. Max: 69W

HRB / 20
Horizontal. Max: 69W

2. Size:

Matrix #:	Weight:	EPA:
18	18 lbs.	0.8
20	19 lbs.	0.9
22	20 lbs.	1.0
24	20 lbs.	1.1



3. Mounting:

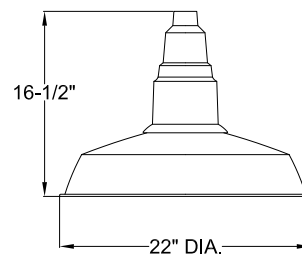
Matrix #:
CA*
WB*
SP
CP

Description:
Cross Arm
Wall Bracket
Stem Pendant
Chain Pendant

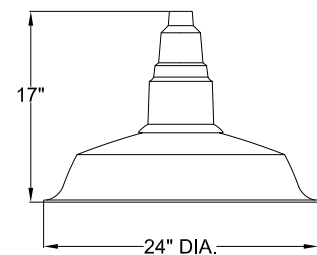
*Specify which pole is to be used.
See ELA website for choices.

4. Optics:

Matrix #:	Description:
H2	Type 2 - Horizontal
H3	Type 3 - Horizontal
H4	Type 4 - Horizontal
H5	Type 5 - Horizontal
Horizontal	
V3	Type 3 - Vertical
V5	Type 5 - Vertical
Vertical	



HRB / 22
Horizontal. Max: 135W



HRB / 24
Horizontal. Max: 160W

5. Lamping:

Matrix #:	Description:	Diodes	Lumens*	Wattage*	Efficacy	LED Drive (mA)	Standard Dimming Type**
35LED	LED Board	24	3360	35	96	292	1-10VDC, Triac, Forward Phase
50LED	LED Board	56	4800	50	96	417	1-10VDC, Triac, Forward Phase
69LED	LED Board	56	6624	69	96	575	1-10VDC, Triac, Forward Phase
101LED	LED Board	100	9696	101	96	842	1-10VDC, Triac, Forward Phase
135LED	LED Board	100	12960	135	96	1125	1-10VDC, Triac, Forward Phase
160LED	LED Board	198	15360	160	96	1333	1-10VDC, Triac, Forward Phase

*Other wattages & lumens available upon request.

**Other dimming types available upon request.

6. Color Temps (k):

Matrix #:	Description:
AM*	Amber Color Temp
27	2700k Color Temp
30	3000k Color Temp
40	4000k Color Temp
50	5000k Color Temp

Note:
Other color temperatures & RGB's available upon request.

*Amber not available in corn cobs.

7. Voltage:

Matrix #:	Description:
120	120VAC
208	208VAC
240	240VAC
277	277VAC
347*	347VAC
480*	480VAC

*Contact ELA for details.

8. Lens:

Matrix #:	Description:
CG	Clear Glass Lens (Tempered)
FG	Frosted Glass Lens (Tempered)
OG	Opal Glass

9. Finish:

(Standard Powder Coat)

Matrix #:	Description:
AG	Augustine Green
CC	Charcoal
DB	Dark Bronze
GY	Architectural Grey
MG	Malaga Green
MN	Black - Midnight
PW	Pewter
SB	Statuary Bronze
VL	Village Green
WH	White

Note: Custom colors available upon request.

10. Options:

Matrix #:	Description:
PCB	Photocell Button
PCR3*	3 Pin Photo Control Receptacle
PCR5*	5 Pin Photo Control Receptacle
PCF7*	7 Pin Photo Control Receptacle
HSS	House Side Shield

1. ELA Can integrate client specified wifi /remote control components upon request.

* See ELA for mounting options.
** Size 18 and Horizontal LED Option ONLY.

ELA Warranty Info:

Environmental Lighting for Architecture, Inc. (ELA)

offers a Five (5) Year Warranty on all products exclusively manufactured by ELA. Furthermore, ELA offers a Five (5) Year Warranty on all LED and LED components; and guarantees that no fewer than 90% of the diodes in each fixture will still be operating during this time. Please contact ELA for the details of each warranty.