

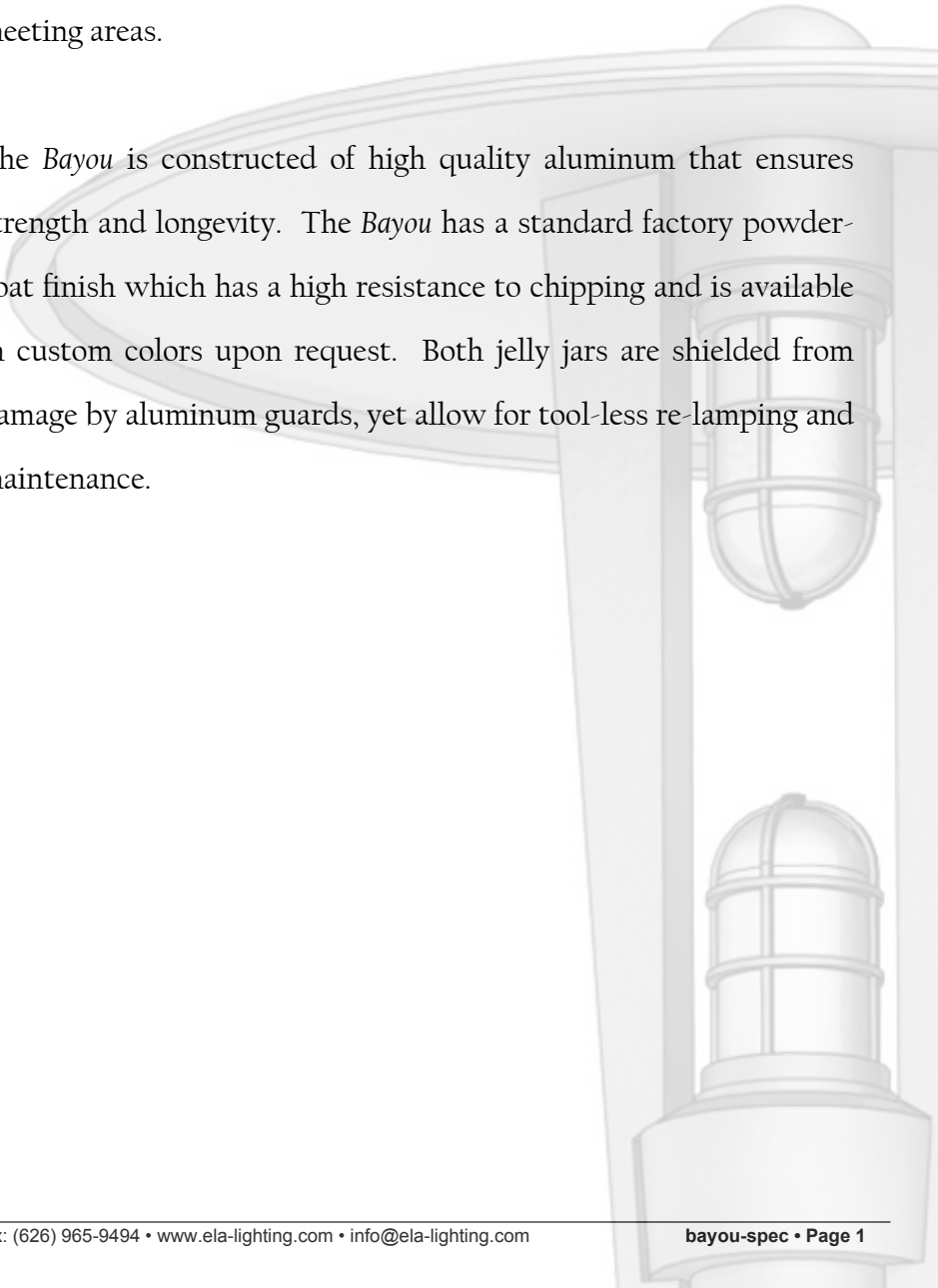
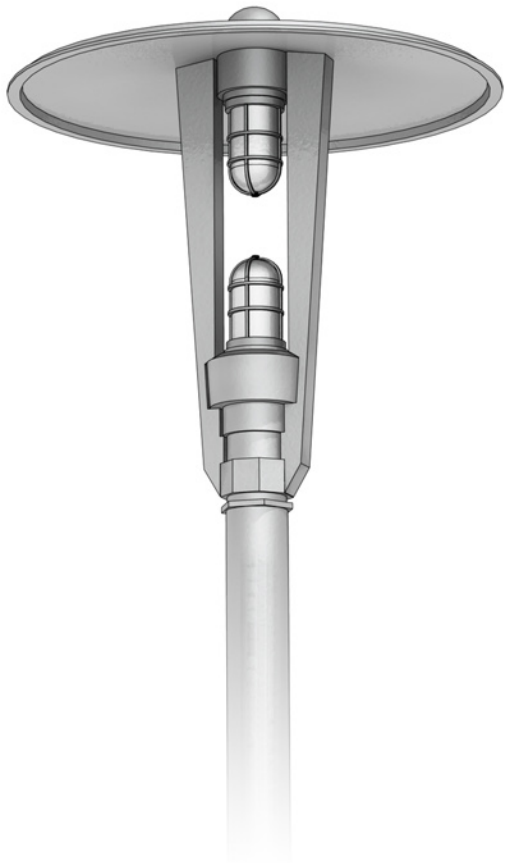
Environmental Lighting for Architecture, Inc.

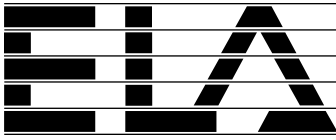
Project Name:	Type:
Notes:	Order Matrix Number:

# BAYOU

The *Bayou* is part of ELA's contemporary style of fixtures that is aimed to fill the need for modern architecture and surroundings. The *Bayou* has a pair of shielded glass jelly jars that are intentionally left exposed to allow plenty of light on the ground of walkways and meeting areas.

The *Bayou* is constructed of high quality aluminum that ensures strength and longevity. The *Bayou* has a standard factory powder-coat finish which has a high resistance to chipping and is available in custom colors upon request. Both jelly jars are shielded from damage by aluminum guards, yet allow for tool-less re-lamping and maintenance.

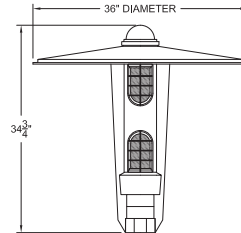




1	2	3	4	5	6	7	8	9
Fixture /	Size /	Mounting /	Optics /	Ballast /	Voltage /	Lens /	Color /	Option
<b>BYU</b> /	<b>26</b> /	<b>PT</b> /	<b>H5</b> /	<b>150MH</b> /	<b>120</b> /	<b>DSFG</b> /	<b>CY</b> /	<b>--</b>

**1. Fixture: BYU**

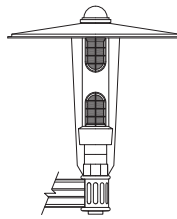
**2. Size**



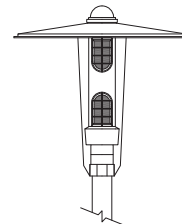
**Matrix #:**  
 Description:  
 Notes:  
 EPA:  
 Weight:

**36**  
 Max Wattage 100W  
 1.4  
 75 lbs.

**3. Mounting**



**CA**  
 Cross Arm

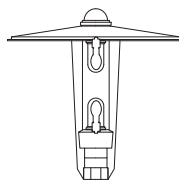


**PT**  
 Post Top

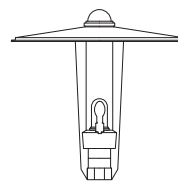
**Notes:**  
 1. Please consult factory for other mounting options.

**Matrix #:**  
 Description:

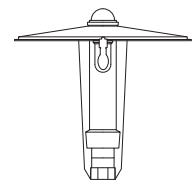
**4. Optics**



**DL**  
 Dual Light



**BL**  
 Bottom Light



**TL**  
 Top Light

**Notes:**  
 1. All optics are type 5 only.

**Matrix #:**  
 Description:

**5. Ballast**

Description:  
 Matrix #:

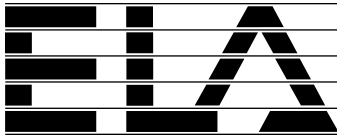
Metal Halide  
 (Watts / Type)  
**T6 39MH**  
**50MH**  
**70MH**  
**T6 70MH**  
**100MH**

High Pressure Sodium  
 (Watts / Type)  
**35HPS**  
**50HPS**  
**70HPS**

Compact Fluorescent  
 (Watts / Type)  
**13CFL**  
**18CFL**  
**26CFL**  
**32CFL**

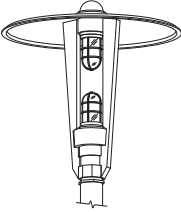
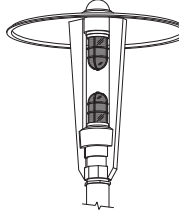
Incandescent  
 (Watts / Type)  
**INC**

**Notes:**  
 1. Electronic ballast available for 50, 70, and 100 watt MH lamps.  
 2. Other wattages and ballasts available. Consult factory.



<b>6. Voltage</b>	<b>Matrix #:</b>	<b>120 *</b>	<b>208</b>	<b>240</b>	<b>277 *</b>	<b>347</b>	<b>480</b>
	Description:	120V	208V	240V	277V	347V	480V





\* Only these voltages are available with LED.

<b>7. Lens</b>		
	<b>CG</b> Clear Glass	<b>FG</b> Frosted Glass

**Notes:**  
1. Glass is tempered glass.

<b>8. Color</b>	<b>Powder Coat Finish</b>	<b>Hand-Applied Finish</b>																																											
	<table border="0"> <tr> <th>Matrix #</th> <th>Description</th> <th>Matrix #</th> <th>Description</th> </tr> <tr> <td>AG</td> <td>Augustine Green</td> <td>MG</td> <td>Malaga Green</td> </tr> <tr> <td>GY</td> <td>Architectural Grey</td> <td>MN</td> <td>Midnight</td> </tr> <tr> <td>CC</td> <td>Charcoal</td> <td>PW</td> <td>Pewter</td> </tr> <tr> <td>CY</td> <td>Clay</td> <td>SS</td> <td>Sand Storm</td> </tr> <tr> <td>DB</td> <td>Dark Bronze</td> <td>SB</td> <td>Statuary Bronze</td> </tr> <tr> <td>HR</td> <td>Harbor Blue</td> <td>VL</td> <td>Village Green</td> </tr> <tr> <td>HP</td> <td>Hammered Pewter</td> <td>W</td> <td>White</td> </tr> </table>	Matrix #	Description	Matrix #	Description	AG	Augustine Green	MG	Malaga Green	GY	Architectural Grey	MN	Midnight	CC	Charcoal	PW	Pewter	CY	Clay	SS	Sand Storm	DB	Dark Bronze	SB	Statuary Bronze	HR	Harbor Blue	VL	Village Green	HP	Hammered Pewter	W	White	<table border="0"> <tr> <th>Matrix #</th> <th>Description</th> </tr> <tr> <td>CH</td> <td>Cracked Hide</td> </tr> <tr> <td>LV</td> <td>Light Verde</td> </tr> <tr> <td>OR</td> <td>Old Iron</td> </tr> <tr> <td>R</td> <td>Rust</td> </tr> <tr> <td>V</td> <td>Verde</td> </tr> </table>	Matrix #	Description	CH	Cracked Hide	LV	Light Verde	OR	Old Iron	R	Rust	V
Matrix #	Description	Matrix #	Description																																										
AG	Augustine Green	MG	Malaga Green																																										
GY	Architectural Grey	MN	Midnight																																										
CC	Charcoal	PW	Pewter																																										
CY	Clay	SS	Sand Storm																																										
DB	Dark Bronze	SB	Statuary Bronze																																										
HR	Harbor Blue	VL	Village Green																																										
HP	Hammered Pewter	W	White																																										
Matrix #	Description																																												
CH	Cracked Hide																																												
LV	Light Verde																																												
OR	Old Iron																																												
R	Rust																																												
V	Verde																																												

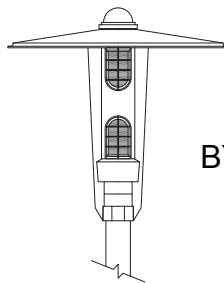
**Notes:**  
Consult factory for custom colors.

<b>9. Options</b>				
	<b>Matrix #:</b> Description:	<b>BBU</b> Battery Backup	<b>TB</b> Terminal Block	<b>PCB</b> Photocell Button

**Notes:**  
1. BBU option is available for fluorescent lamp only.  
2. Test button location shall have visibility for testing on site. Consult factory for placement location.  
3. Battery Backup is remote location only.

**Photocell Options:**  
Photocell is available in 120 thru 480 volts.  
Photocell receptacle only fits some cross arms. Consult factory. Specify when ordering.

**Fixture Ordering Example:**



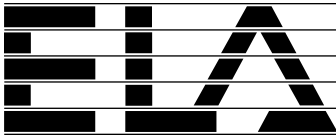
BYU/36/PT/DL/100MH/120/FG/CY

1	2	3	4	5	6	7	8	9
Fixture	Size	Mounting	Optics	Ballast	Voltage	Lens	Color	Option
BYU	36	PT	DL	100MH	120	FG	CY	-
Bayou Fixture	36	Post Top	Dual Light Type 5	100 Watt Metal Halide	120 Volts	Frosted Glass	Clay	-

**Fixture Ordering Form:**

1	2	3	4	5	6	7	8	9	9	9
Fixture	Size	Mounting	Optics	Lamp	Voltage	Lens	Color	Option	Option	Option

1. BYU /          /          /          /          /          /          /          /          /          /



# Specifications

**Fixture Housing:** Two-piece sand-cast housing with a cast aluminum shade. The housing shall be free of any foreign materials or cosmetic fillers. Standard fitter shall slip over 4" diameter tenon. For other mounting options, consult factory for installation.

**Optics:** Units shall be an open type 5, output that is available with a house side shield that is fully rotatable on site.

**Electrical Module:** All electrical components are UL and CSA recognized, mounted on a single plate and factory pre-wired. All sockets are factory pre-wired; a quick-disconnect plug for the ballast module is standard. *Reference pages 2 and 3 for lamp characteristics, ballast types, and voltage technical data.*

**Lens:** Clear or frosted jelly jar is factory installed with gaskets.

**Finish/Color:** Finish is super TGIC thermoset polyester powder coat. ELA offers RAL color matches along with our standard color selection. Custom and hand applied colors are available upon special request.

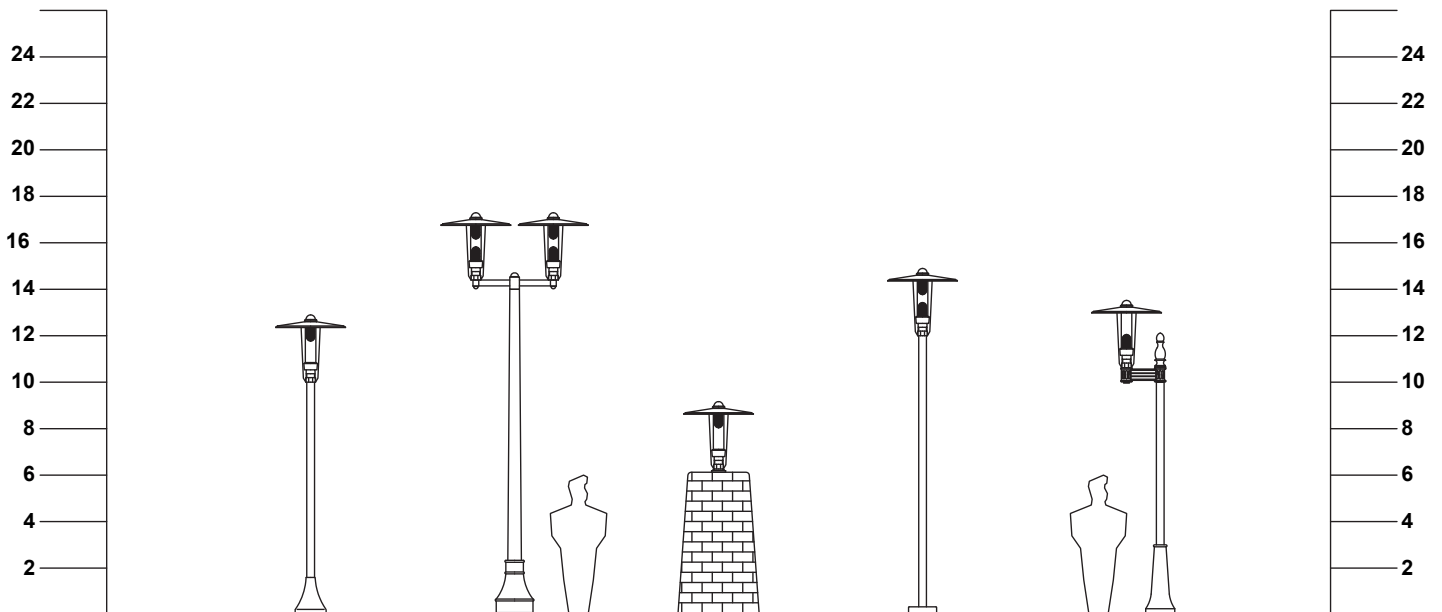
**Certification:** Fixtures shall be listed for outdoor, wet location. UL1598. IP rating 65.

**CAUTION:** Fixtures must be grounded in accordance with national, state, and/or local codes. Failure to do so may result in serious personal injury.

**ELA RESERVES THE RIGHT TO CHANGE SPECIFICATIONS WITHOUT NOTICE.**

# Elevated Scale

Suggested Poles and Arms  
for the Bayou Fixture



<b>Fixture :</b>	BYU/36//PT	BYU/36/CA	BYU/36/PT	BYU/36/PT	BYU/36/CA
<b>Arm :</b>		CA6B			CA21A
<b>Pole:</b>	P4014B-10'	P3040-14'	PM609	P1012B-12'	P3015B-10'
<b>Options :</b>		TAPERED			

*Note: Modifications to the fixture and additional pole heights are available.*