



**ELA LIGHTING COMPANY, INC.**  
 17891 Arenth Avenue  
 City of Industry, CA 91748  
 Web: www.ela-lighting.com  
 E-mail: info@ela-lighting.com

Project  
 Type

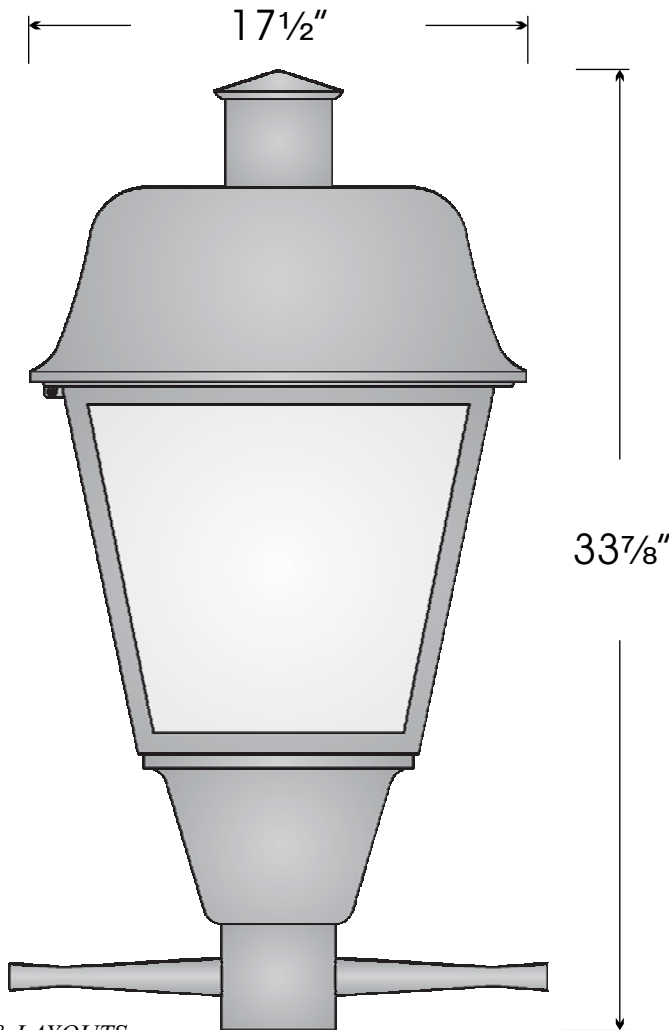
**ORLEANS**  
*Post Mounted Lantern with Four (4) Flat Lens Panels*

**L1844BH**  
**Luminaire**



EPA - 2.4

WT. - 40 LBS.



PHOTOMETRICS & LAYOUTS  
 AVAILABLE UPON REQUEST.

**WATTAGE:**  
 HID-50, 70, 75, 100, 175, 200 & 250  
 Fluorescent - 13-42

**BALLAST:**  
 MH (Metal Halide)  
 HPS (High Pressure Sodium)  
 PL (Compact Fluorescent)  
 PLS (Pulse Start)  
 INC (Incandescent)  
 OTHER (Please Specify)

**VOLTAGE:**  
 120, 208, 240 and 277 (Multi-Tap)

**SOCKET:**  
 MB - (Medium Base Porcelain)  
 MG - (Mogul Base Porcelain)

**OPTICS:**  
 PG = Prismatic Glass Refractor  
 PG2 (Type II), PG3 (Type III),  
 or PG5 (Type V).  
 -or-  
 SP & ST = Polished Alum. Reflector  
 SP (Spun) or ST (Stacked)

**DIFFUSER:**  
 CGL - (Clear Glass)  
 BCG - (Beveled Clear Glass)  
 OGL - (Opal Glass)  
 FGL - (Frosted Glass)  
 CAC - (Clear Acrylic)  
 FAC - (Frosted Acrylic)  
 OTHER (Please Specify)

**POWDER COAT FINISHES:**  
 MN (Midnight), DB (Dark Bronze),  
 WH (White), VL (Village Green),  
 NR (Natural Russet), GY (Gray),  
 DG (Dark Green), or  
 CUSTOM (Specify)

FIXTURE	WATTAGE	BALLAST	VOLTAGE	OPTICS	DIFFUSER	COLOR	OPTIONS
L1844BH							

**OPTIONS:**  
 SEE END OF CATALOG

**SPECIFICATIONS:**

<p>The <b>L1844BH</b> lantern is a period style cast (#356 grade) aluminum fixture. Corrosion resistant.</p> <p><b>TESTING:</b>          This product and all its components shall be U.L. Listed.</p>	<p><b>ELECTRICAL:</b>          Ballasts are High Power Factor (HPF). Sockets are Med. or Mogul Base 4KV Rated.</p> <p><b>OPTICS:</b>          Refractors shall be precision molded of Borosilicate glass with Types 2, 3 or 5 distribution or of spun aluminum.</p>	<p><b>DARK SKIES (available):</b>          Units will be hydroformed or segmented sharp cut-off optics.</p> <p><b>WARRANTY:</b>          3-Year Manufacturer's warranty.</p>
--	---	--

**ELA LIGHTING**

- ▶ An American Tradition Since 1929.
- ▶ Custom Capabilities Second To None.
- ▶ Other Materials Such As Copper, Brass, Stainless Steel And Iron Are Also Available.

**Call Toll Free: 1-800-423-6561**  
**Fax: 1-626-965-9494**

**LP8-1**

Note: Specifications are subject to change without notice. Always consult factory.



**ELA LIGHTING COMPANY, INC.**

17891 Arenth Avenue

City of Industry, CA 91748

Web: [www.ela-lighting.com](http://www.ela-lighting.com) E-mail: [info@ela-lighting.com](mailto:info@ela-lighting.com)

Phone: 800/423-6561 Fax: 626/965-9494

*Photometry Testing Done By an Independent Testing Laboratory.*

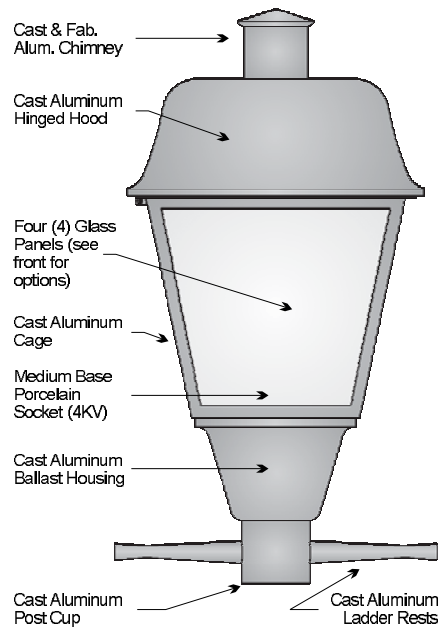
**L1844BH  
Lantern**

**CONVERSION FACTORS**

**MOUNTING HEIGHTS**

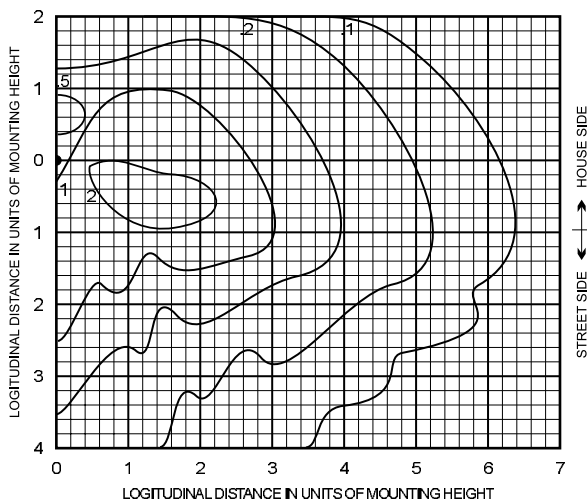
LAMP TYPE	LUMENS	9'	10'	12'	14'	16'	18'	20'	22'	25'
35 CLR HPS	2250	.23	.20	.14	.10	.08	.06			
70 CLR HPS	5800	.60	.52	.36	.27	.20	.16			
100 CLR HPS	9500	1.00	.86	.59	.44	.33	.26			
150 CLR HPS	16000	1.50	1.40	1.00	.74	.56	.44	.32	.20	.08
50 CLR MH	3800	.37	.33	.24	.18	.13	.11			
70 CLR MH	5500	.54	.48	.34	.25	.19	.15			
100 CLR MH	8500	.87	.76	.53	.39	.30	.23			
175 CLR MH	16600	1.75	1.50	1.00	.77	.58	.46	.34	.22	.10
250 CLR MH	20500					.75	.57	.39	.21	
100 DX MV	4200	.42	.37	.26	.19	.15	.12			
150 DX MV	8600	.85	.75	.54	.40	.30	.24			

**SPECIFICATIONS**

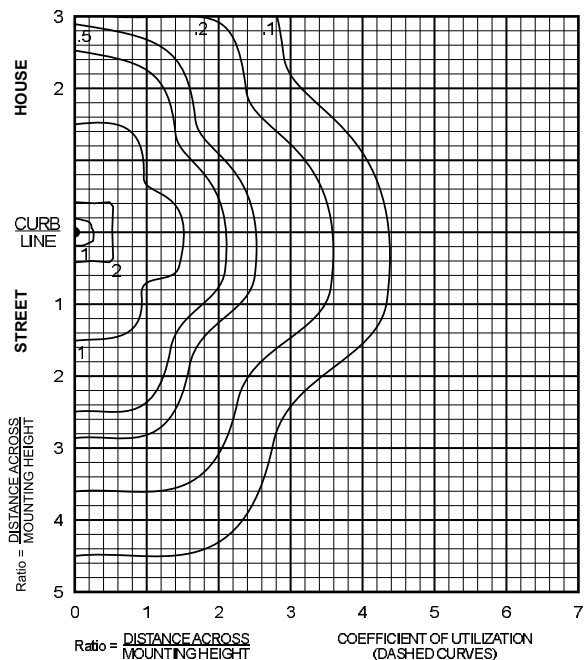


**ISOLUX CHARTS**

**Type III Distributor**  
175w CLR MH, 9100 Mean Lumens  
12' Height



**Type V Distribution (Dark Skies)**  
175w CLR MH, 9100 Mean Lumens  
12' Height



LP8-2

Note: Specifications are subject to change without notice. Always consult factory.