

Project Name:	Type:
Notes:	Order Matrix Number:

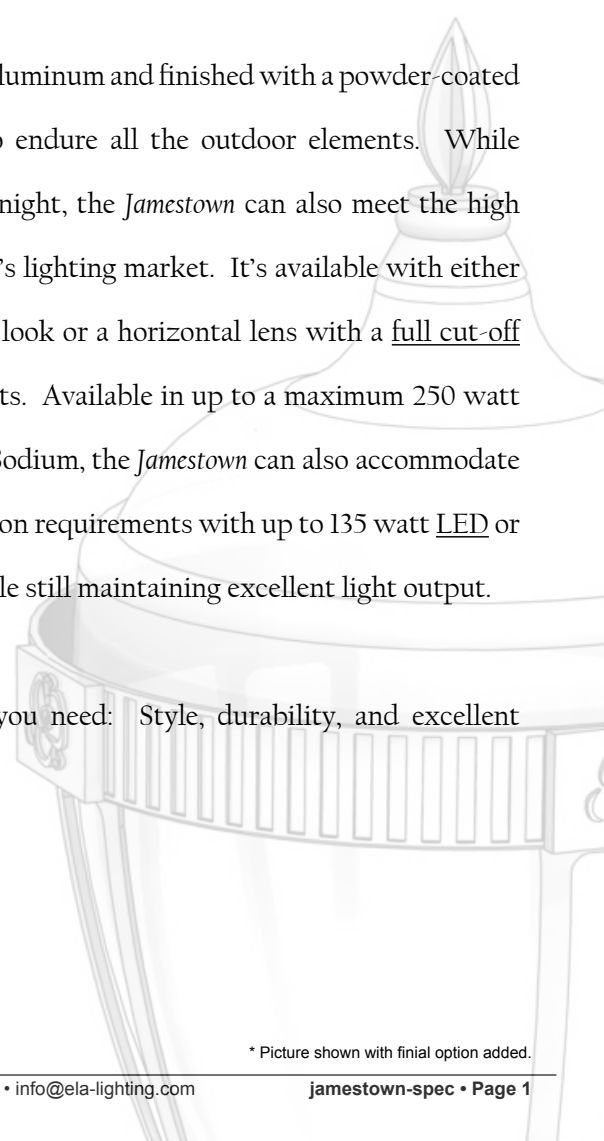
JAMESTOWN



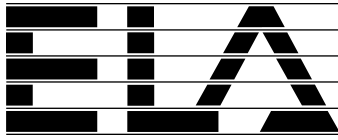
The *Jamestown* is a classic outdoor fixture which offers style with maximum performance. Suitable for pole, crossarm, wall mounting conditions, The *Jamestown* is often specified for street lighting, court houses, museums, historical sites, government buildings, schools and universities, parking lots, site and walkway lighting, lighting for “Old Town” sections of cities, and much more.

Constructed of high grade cast aluminum and finished with a powder-coated finish, the *Jamestown* is built to endure all the outdoor elements. While offering a classic look day and night, the *Jamestown* can also meet the high performance standards of today’s lighting market. It’s available with either an acorn globe for a traditional look or a horizontal lens with a full cut-off to meet Dark Skies requirements. Available in up to a maximum 250 watt Metal Halide or High Pressure Sodium, the *Jamestown* can also accommodate today’s Low-Energy consumption requirements with up to 135 watt LED or 250 watt Induction sources while still maintaining excellent light output.

The *Jamestown* has everything you need: Style, durability, and excellent performance.



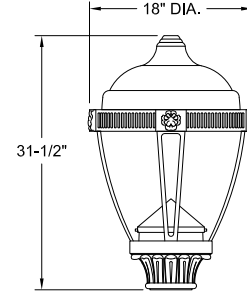
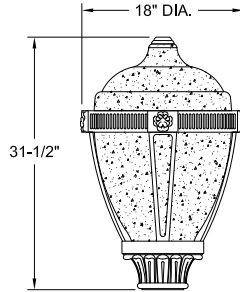
* Picture shown with finial option added.



1	2	3	4	5	6	7	8	9
Fixture /	Size /	Mounting /	Optics /	Ballast /	Voltage /	Lens /	Color /	Option
JST /	18 /	PT /	V5 /	100PSMH /	120 /	SA /	CY /	--

1. Fixture: JST

2. Size



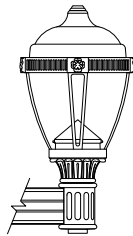
Matrix #:
Description:
Notes:
EPA:
Weight:

18A
Globe Style
Max Wattage 250W
2.3
30 lbs.

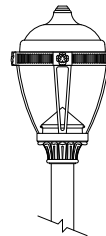
18B
Dark Skies Style with Solid Aluminum Top
Max Wattage 150W
1.4
38 lbs.

3. Mounting


Notes:
1. Please consult factory for Poles, Wall Brackets, and other mounting options.
2. When ordering Post Top, please specify fitter size.



CA
Cross Arm



PT
Post Top



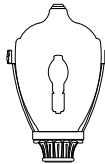
WB
Wall Bracket

Matrix #:
Description:

4. Optics

Notes:
1. Horizontal uses medium base socket and ED17 lamp, unless otherwise specified.

Vertical



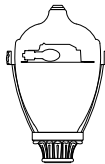
Matrix #:
Description:

V3 *
TYPE 3



V5
TYPE 5

Horizontal



Matrix #:
Description:

H2
TYPE 2



H3
TYPE 3



H4
TYPE 4



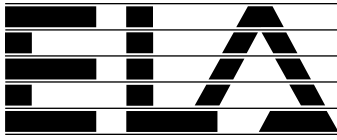
H5
TYPE 5

5. Ballast

Notes:
1. Electronic ballast available for 50, 70, and 100 watt MH lamps.
2. Other wattages available. Consult factory.

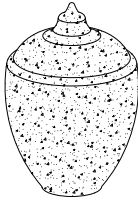


* Fits vertical only.

Description:	Incandescent	Metal Halide	High Pressure Sodium	Compact Fluorescent	LED	Induction
(Watts / Type)	(Watts / Type)	(Watts / Type)	(Watts / Type)	(Watts / Type)	(Watts / Type)	Bulb Type
Matrix #: 50PSMH	INC	50MH	50HPS	18CFL	40LED	35iB
70PSMH		70MH	70HPS	26CFL	75LED	55iB
100PSMH		T6 70MH	100HPS	32CFL	135LED	85iB
150PSMH		100MH	150HPS	42CFL		100iB
175PSMH		T6 150MH	200HPS *	57CFL *		100iB
200PSMH *			250HPS *	60CFL *		120iB
250PSMH *						165iB *
						200iB *
						250iB *



6. Voltage	Matrix #:	120 *	208	240	277 *	347	480
	Description:	120V	208V	240V	277V	347V	480V




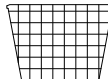







* Only these voltages are available with LED.

7. Lens			
	Matrix #: SA Stippled Acrylic (Clear) Description: SP Stippled Polycarbonate (Clear) OP Opal Polyethylene	DSCG Clear Glass (Dark Skies)	DSFG Frosted Glass (Dark Skies)

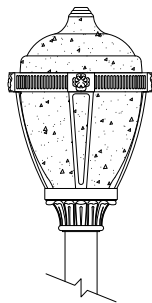
Notes:
Consult factory for custom lens.

8. Color	Powder Coat Finish		Hand-Applied Finish	
	Matrix # Description AG Augustine Green GY Architectural Grey CC Charcoal CY Clay DB Dark Bronze HR Harbor Blue HP Hammered Pewter	Matrix # Description MG Malaga Green MN Midnight PW Pewter SS Sand Storm SB Statuary Bronze VL Village Green W White	Matrix # Description CH Cracked Hide LV Light Verde OR Old Iron R Rust V Verde	

Notes:
Consult factory for custom colors.

9. Options						
	BBU Battery Backup	TB Terminal Block	PCB Photocell Button	VR Vertical Glass Refractor	HSS House Side Shield	
Notes: 1. BBU option is available for fluorescent lamp only. 2. Test button location shall have visibility for testing on site. Consult factory for placement location. Photocell Options: Photocell is available in 120 thru 480 volts. Photocell receptacle only fits some cross arms. Consult factory. Specify when ordering.						
* Standard on Dark Skies Fixtures.	FF1 Fixture Finial 1	FF2 Fixture Finial 2	FF3 Fixture Finial 3	FF4 Fixture Finial 4	FF5 Fixture Finial 5	AT * Aluminum Top (Solid Top)

Fixture Ordering Example:



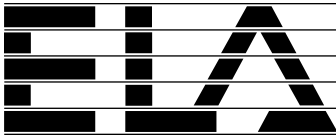
JST/18/PT/V5/100PSMH/120/SA/CY

1	2	3	4	5	6	7	8	9
Fixture	Size	Mounting	Optics	Ballast	Voltage	Lens	Color	Option
JST	18	PT	V5	100PSMH	120	SA	CY	-
Jamestown Fixture	18	Post Top	Vertical Type 5	100 Watt Pulse Start Metal Halide	120 Volts	Stippled Acrylic (Clear)	Clay	-

Fixture Ordering Form:

1	2	3	4	5	6	7	8	9	9	9
Fixture	Size	Mounting	Optics	Lamp	Voltage	Lens	Color	Option	Option	Option

1. JST / / / / / / / / / /



Specifications

Fixture Housing: One-piece sand-cast. Housing shall be corrosion resistant cast aluminum alloy #A356. The housing shall be free of any foreign materials or cosmetic fillers. Standard fitters shall slip over 4" tenon. Please consult factory for other options. For wall and arm mounts, consult factory for installation.

Optics: Units shall be hydroformed or segmented sharp cut-off optics. Specular Alzak® optical segments are rigidly mounted within a globe enclosure glass refractor to be boro sillicate prismatic glass.

Electrical Module: All electrical components are UL and CSA recognized, mounted on a single plate, and factory prewired. An optional quick-disconnect plug for the ballast module is available when specified. *Reference pages 2 and 3 for lamp characteristics, ballast types, and voltage technical data.*

Lens: Shall be either acrylic or impact resistant polycarbonate or polyethylene. Dark skies lens to be installed at factory.

Finish/Color: Finish is super TGIC thermoset polyester powder coat paint. ELA offers RAL color matches along with our standard color selection. Custom and hand applied colors are available upon special request.

Certification: Fixtures shall be listed for outdoor, wet location. UL1598. IP rating 65.

CAUTION: Fixtures must be grounded in accordance with national, state, and/or local codes. Failure to do so may result in serious personal injury.

ELA RESERVES THE RIGHT TO CHANGE SPECIFICATIONS WITHOUT NOTICE.

Elevated Scale

Suggested Poles and Arms for the Jamestown Fixture



Fixture :	NYK/18/WB	NYK/18/PT	NYK/18/PT	NYK/18/CA	NYK/18/CA	NYK/18/PT	NYK/18/WB
Arm :	BR26			CR10A	CR26B		BR7
Pole:		P3009A-10'	P3016B-12'	P3025D-16'	P3020B-14'	PM607	
Options :							

Note: Modifications to the fixture and additional pole heights are available.