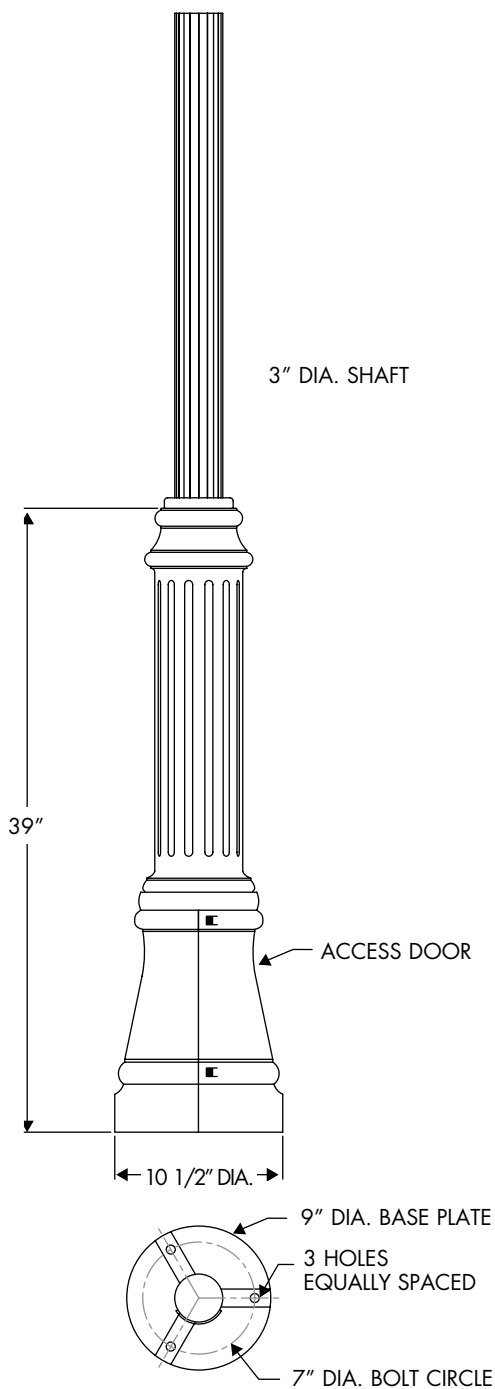
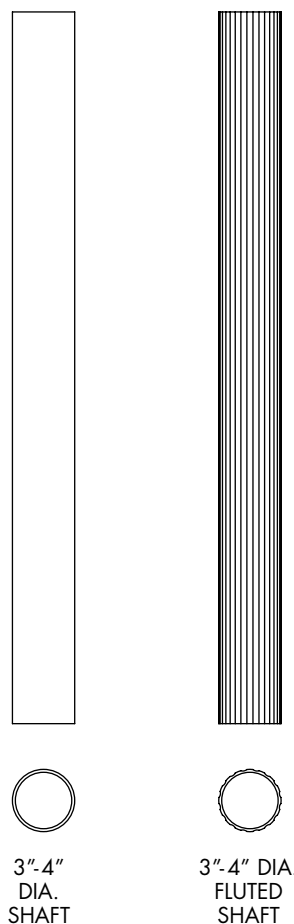


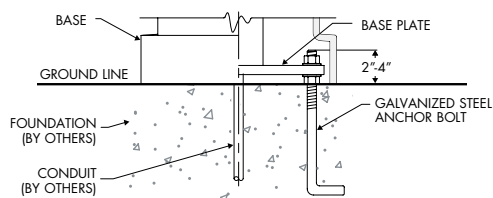
Note: Specifications are subject to change without notice. Always consult factory.



**P-3013 BASE**



**Alternate Pole Shafts**



**Mounting Bolt Conditions with a Pole Base Plate**  
(Basic Example)

Maximum Pole Heights and Shaft types differ per project.

Pole shafts are normally determined by material loading specifications, location of project, and EPA requirements.

Please contact factory.



**Environmental Lighting for Architecture, Inc.**

17891 Arenth Avenue, City of Industry, CA 91748-1197

800.423.6561 • 626.965.0821 • fax 626.965.9494

www.ela-lighting.com