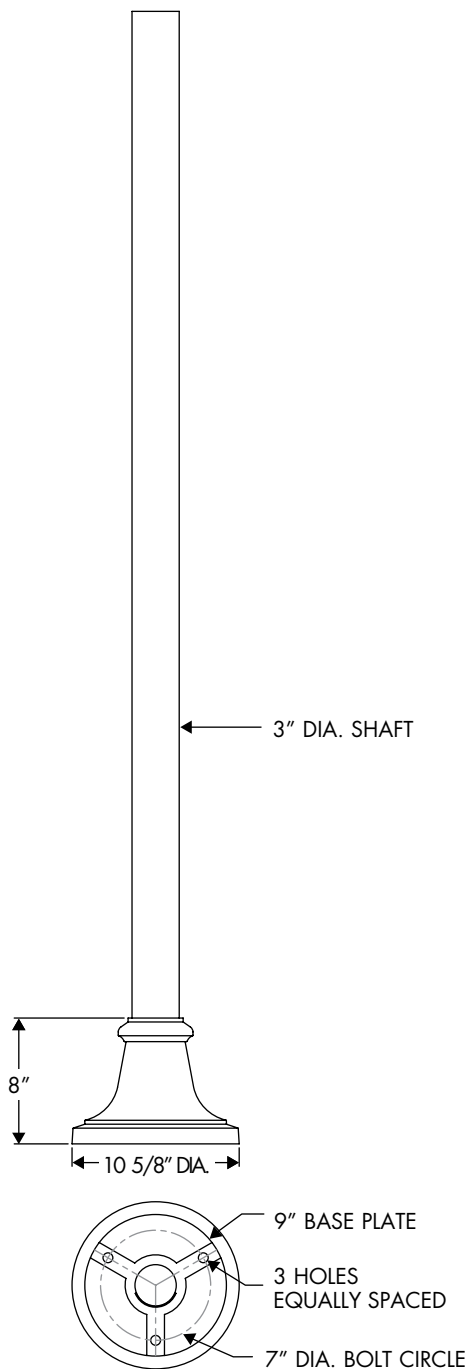
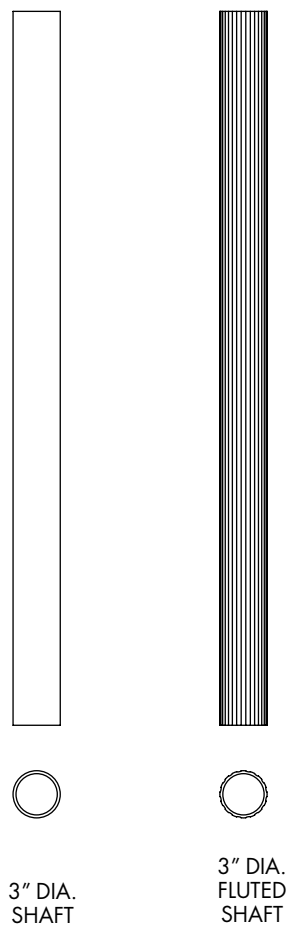


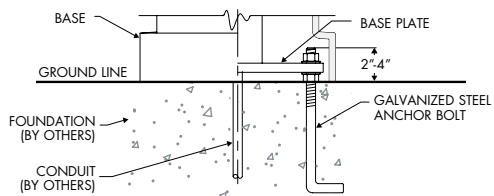
Note: Specifications are subject to change without notice. Always consult factory.



P-3010 BASE



Alternate Pole Shafts



Mounting Bolt Conditions with a Pole Base Plate
(Basic Example)

Maximum Pole Heights and Shaft types differ per project.

Pole shafts are normally determined by material loading specifications, location of project, and EPA requirements.

Please contact factory.



Environmental Lighting for Architecture, Inc.
17891 Arenth Avenue, City of Industry, CA 91748-1197
626.965.0821 • 800.423.6561 • fax 626.965.9494
www.ela-lighting.com