

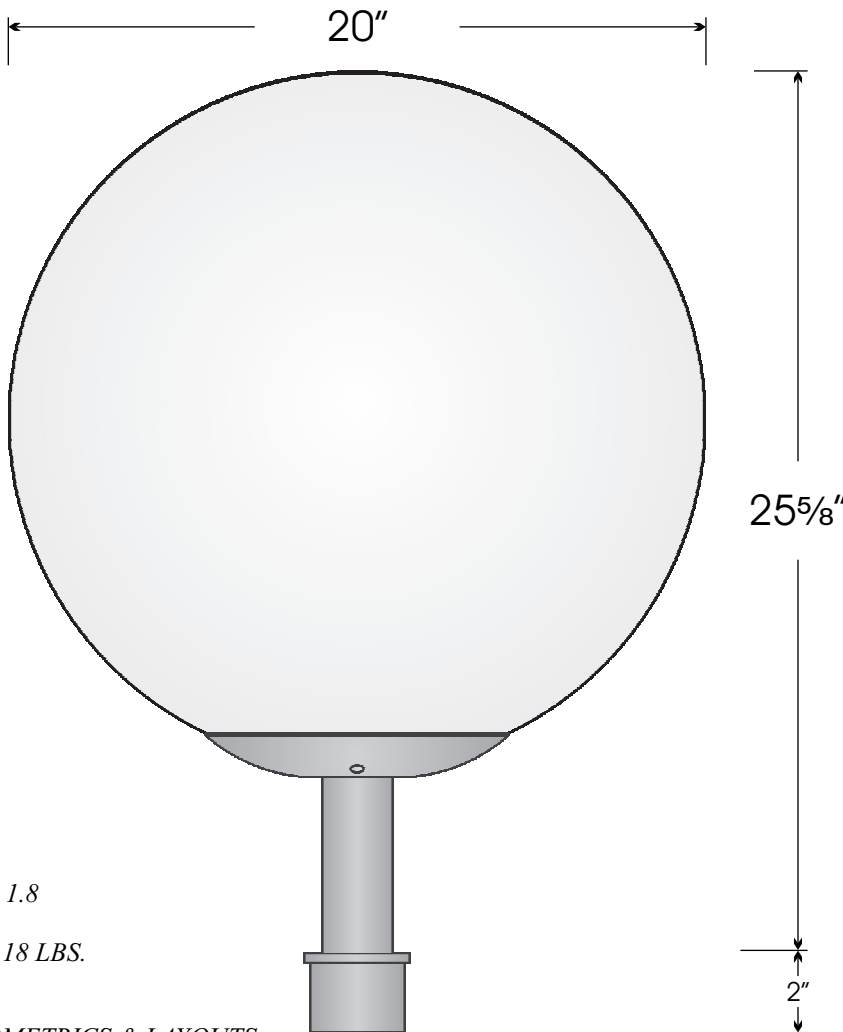


ELA LIGHTING COMPANY, INC.
 17891 Arenth Avenue
 City of Industry, CA 91748
 Web: www.ela-lighting.com
 E-mail: info@ela-lighting.com

Project
 Type

PLAZA
Post Mounted Lantern with 20" Polycarbonate Globe

L2844-20
Luminaire



EPA - 1.8
 WT. - 18 LBS.

PHOTOMETRICS & LAYOUTS
 AVAILABLE UPON REQUEST.

WATTAGE:
 HID-50, 70, 75, 100, 150 and 175
 Fluorescent - 13-42

BALLAST:
 MH (Metal Halide)
 HPS (High Pressure Sodium)
 PL (Compact Fluorescent)
 PLS (Pulse Start)
 INC (Incandescent)
 OTHER (Please Specify)

VOLTAGE:
 120, 208, 240 and 277 (Multi-Tap)

SOCKET:
 MB - (Medium Base Porcelain)
 MG - (Mogul Base Porcelain)

OPTICS (Optional):
 PG = Prismatic Glass Refractor
 PG2 (Type II), PG3 (Type III),
 or PG5 (Type V).
 -or-
 SP & ST = Polished Alum. Reflector
 SP (Spun) or ST (Stacked)

DIFFUSER:
 CPC - (Clear Polycarbonate)
 CAC - (Clear Acrylic)
 FAC - (Frosted Acrylic)
 WPC - (White Polycarbonate)
 OTHER - (Please Specify)

POWDER COAT FINISHES:
 MN (Midnight), DB (Dark Bronze),
 WH (White), VL (Village Green),
 NR (Natural Russet), GY (Gray),
 DG (Dark Green), or
 CUSTOM (Specify)

FIXTURE WATTAGE BALLAST VOLTAGE OPTICS DIFFUSER COLOR OPTIONS

L2844-20							
-----------------	--	--	--	--	--	--	--

OPTIONS:
 SEE END OF CATALOG

SPECIFICATIONS:

The **L2844-20** lantern is a contemporary style fabricated aluminum fixture. Corrosion resistant.

TESTING:
 This product and all its components shall be U.L. Listed.

ELECTRICAL:
 Ballasts are High Power Factor (HPF). Sockets are Med. or Mogul Base 4KV Rated.

OPTICS:
 Refractors shall be precision molded of Borosilicate glass with Types 2, 3 or 5 distribution or of spun aluminum.

DARK SKIES (available):
 N/A

WARRANTY:
 3-Year Manufacturer's warranty.

ELA LIGHTING

- ▶ An American Tradition Since 1929.
- ▶ Custom Capabilities Second To None.
- ▶ Other Materials Such As Copper, Brass, Stainless Steel And Iron Are Also Available.

Call Toll Free: 1-800-423-6561
Fax: 1-626-965-9494

LA4-15



ELA LIGHTING COMPANY, INC.

17891 Arenth Avenue

City of Industry, CA 91748

Web: www.ela-lighting.com E-mail: info@ela-lighting.com

Phone: 800/423-6561 Fax: 626/965-9494

Photometry Testing Done By an Independent Testing Laboratory.

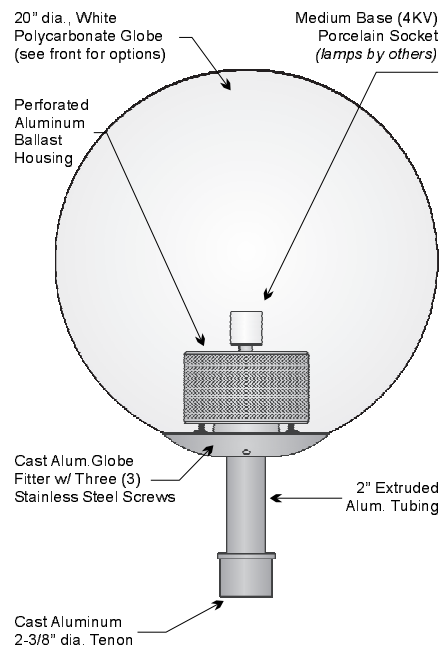
**L2844-20
Luminaire**

CONVERSION FACTORS

MOUNTING HEIGHTS

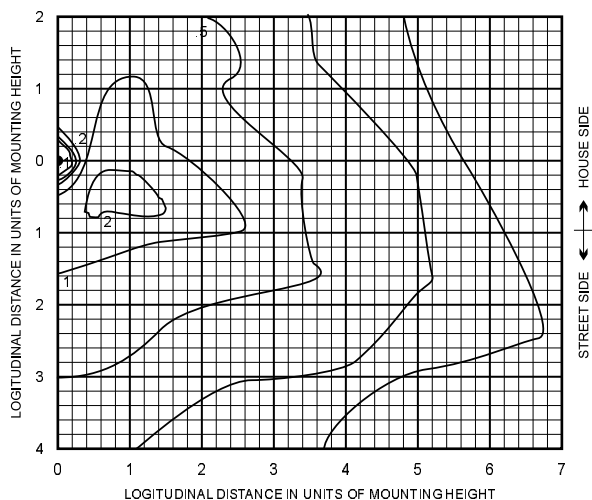
LAMP TYPE	LUMENS	9'	10'	12'	14'	16'	18'	20'	22'	25'
35 CLR HPS	2250	.23	.20	.14	.10	.08	.06			
70 CLR HPS	5800	.60	.52	.36	.27	.20	.16			
100 CLR HPS	9500	1.00	.86	.59	.44	.33	.26			
150 CLR HPS	16000	1.50	1.40	1.00	.74	.56	.44	.32	.20	.08
50 CLR MH	3800	.37	.33	.24	.18	.13	.11			
70 CLR MH	5500	.54	.48	.34	.25	.19	.15			
100 CLR MH	8500	.87	.76	.53	.39	.30	.23			
175 CLR MH	16600	1.75	1.50	1.00	.77	.58	.46	.34	.22	.10
100 DX MV	4200	.42	.37	.26	.19	.15	.12			
150 DX MV	8600	.85	.75	.54	.40	.30	.24			

SPECIFICATIONS

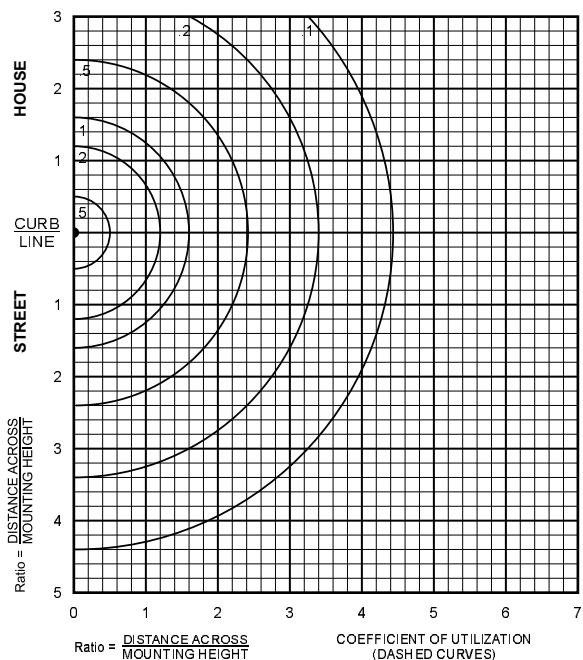


ISOLUX CHARTS

Type III Distributor
175w CLR MH, 9100 Mean Lumens
12' Height



Type V Distribution
175w CLR MH, 9100 Mean Lumens
12' Height



LA4-16

Note: Specifications are subject to change without notice. Always consult factory.